

Unit 1

Third Grade

Social Practice of the Language

Understand and express information related to goods and service

Environment

Familiar and Community

Specific Competency

Express oral complaints about a health service

Telephone Complaint Voice Mail

I. Look for the definition of the word “complaint”.

II. Have you ever complaint? Look at the expressions and choose those that can be a complaint.

- | | |
|--|---|
| <input type="checkbox"/> I'm not satisfied with my new computer. | <input type="checkbox"/> The music it's too loud |
| <input type="checkbox"/> There is a slight problem with the nurses' service. | <input type="checkbox"/> I fell terrible, I have a stomachache. |
| <input type="checkbox"/> I love listening to loud music. | <input type="checkbox"/> Your son/daughter is too noisy |

III. Make a list of places and reasons you can complain of. Look at the example.

PLACE	REASON
Bank	Bank teller gave me less cash.

IV. Read the dialogue and practice.

A: Hello Mrs. Brown, may I help you?

B: Yes, I have a complaint to make about your service.

A: Can you tell me exactly what happened?

B: On May 12, I accompanied my father, Patrick Brown to your hospital; he was badly hurt, and I took over an hour for him to be triaged.

A: I'm sorry, let me check the schedule and see what went wrong.

B: That's not it! Next, a careless doctor arranged an X-ray of his arm and he said that it was negative. Next day, he was still in pain, so we went to another hospital and repeated the X-ray, there they found a fracture and admitted him for surgery.

A: My apologies.

B: To solve the problem you should arrange free physiotherapy for him.

A: I understand you're upset, sir. I promise I will send someone to take care of it.

V. Match

A. Badly	() Adjective
B. He said that it was negative.	() Modal verb
C. I will send someone to take care of it.	() Adverb
D. Careless	() Future tense sentence
E. I have a complaint to make about your service.	() Past tense sentence
F. May I help you?	() Present tense sentence

VI. Read the text. Identify the opening, body and closure of the complaint.

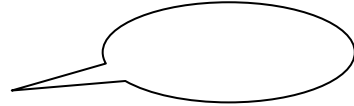
4711 Main Street
New York, NY
dsvg@gmail.com or 81 02 22 22
1 June 2011

Customer Services Manager,
St. Memorial's Hospital,
New York, NY.

Re: Service provided in Accident and Emergency Dept.

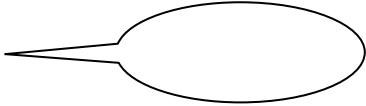
Dear Complaints Officer,

On May 12, at 3 pm, I accompanied my 92 year old father to A/E in your hospital. His name is Patrick Brown and he lives with me at the address above. His date of birth is 1 Jan 1930.



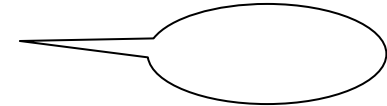
I am very disappointed because you failed to provide a satisfactory service to him.

a) It took over an hour for him to be triaged. While being triaged and afterwards he asked for pain relief several times but he did not receive it until 8 hours later and no explanation was offered for the delay.



c) A doctor arranged for an Xray of his arm and then discharged him saying that the Xray was negative. But, as he was still in terrible pain the next day, I took him to another hospital that repeated the Xray, found a fracture and admitted him for surgery.

To resolve the problem I would like you to explain what happened on that day, why the nurses and doctors did not do more for him and why he was not diagnosed and treated properly. I want you to write to him and apologize. The hospital he had his surgery in is a private one and I have to pay for the follow up physiotherapy. I think you should arrange for free physiotherapy for him.



Enclosed is a copy of the Discharge Summary the private hospital sent his GP so that you can see for yourself what he was diagnosed with and what surgery he had.




I look forward to hearing from you and to a resolution of this problem. Please contact me at the above address or by phone.

Yours sincerely
Diana Brown

VII. Answer the following question

1. Why is Mrs. Brown complaining? _____
2. Is she offering a solution to her complaining? _____
3. Where did this complaining take place? _____
4. When did this bad service take place? _____
5. How old is Mr. Brown? _____

VIII. Work with a partner making and responding to the complaints in the table below. Practice orally.

		
<p>Name of Caller with Problem: Kathy Jobes</p> <p>Calling to: Public Hospital Problem: There are not beds.</p>	<p>Name of Caller with Problem: Andrew Ibarra</p> <p>Calling to: Restaurant Problem: This is not what I asked for.</p>	<p>Name of Caller with Problem: Lisa Green</p> <p>Calling to: School Problem: The music is too loud.</p>

http://www.myenglishpages.com/site_php_files/communication-lesson-complaininig.php

When was the last time that someone made you angry or upset in a store or business?

Write for 5 minutes without stopping. What happened? Why were you so angry or upset?

Read your response to your partner. Also listen to their story. Make notes and tell their story to the class.

Where?	
When?	
Who?	
What happend?	
Why were they angry?	

Unit 1

Third Grade

Social practice of the language

Read and understand different types of literary texts from English- speaking countries.

Environment

Literary and Ludic

Specific Competency

Read suspense literature and describe moods.

I. Read and listen to “It comes and it goes” by Dido

Some days I wanna, and some days I don't.
 Sometimes I can feel it, and suddenly its gone
 Some days I can tell you the truth, and some
 days I just don't.
 Only a change of mood sun goes down someone
 says something too quick or too soon,
 A touch not made, one made too late army's of
 words cannot hope to contain
 Then it comes and it goes.
 And I have no control.

What do you think the writer is feeling?

Why do you feel this way?

II. Match the beginnings and endings of these adjectives.

conf-,	furi-,	ann-,
embarr-,	disappoint-,	
worr-,	ner-,	
delight-,	upset,	
jeal		

-assed	-ous
-used	-vous
-oyed	-set
-ied	-ted
-oited	-ious

Write the adjectives

1. _____
2. _____
3. _____
4. _____
5. _____




6. _____
7. _____
8. _____
9. _____
10. _____

III. How would you feel in these situations?

You lose your cell phone.	Your best breaks a promise.	You failed an exam.	You take a class.

Answers: Confused, furious, annoyed, embarrassed, disappointed, worried, nervous, delighted, upset, jealous

IV. Look at the pictures and describe what you feel.



V. Complete the following sentences using some feelings and emotions; angry, jealous, worried, nervous, happy, frustrated.

- 1) Lucy didn't pass the exam. She is quite _____.
- 2) When Mary saw her ex-boyfriend with another girl, she became _____.
- 3) Mark did not study for her exam and is very _____.
- 4) Tony's soccer team won the final game. He is very _____.
- 5) Bursting through the door, the flustered mother screamed uncontrollably at the innocent teacher who gave her child an F. She was _____

VI. Work in pairs asking and answering these questions

	You	Partner
How do you feel during exam time? Why?		
How do you feel when you go to school? Why?		
What makes you feel sad? Why?		
How does music make you feel?		
Do you think good looking people are happier than uglier people? Why?		

<http://simpleesl.com/english-esl-conversation-questions-feelings-emotions/>

VII. Read the following text.

The lightning flashed, as the boy, driven with enthusiasm of youth, and blinded by the gleam of gold coins that awaited him, walked into the gates of the mango orchard. The gates creaked, as they were opened. They hadn't been oiled for the past 25 years. Legend had it, that a headless watchman, roamed, the lanes of the orchard at night on a horse, keeping any trouble makers away. Of course the boy did not believe this. So, he set out, in the dead of night, to see for himself, if this headless watchman existed. It seemed like a good idea in the noon, with the sun shining down upon him. But now, with the leaves swaying in the eerie and silvery moonlight, the boy shivered with fear...

As he reached the fifth row of trees, the light rustling of leaves began. Then came the swooshing wind, whistling in his ears. And as he walked on, trembling with fright, he heard the soft hoovers of a horse. The sound gradually became louder, and then he heard the unmistakable neigh of a horse. Without daring to look behind, he ran towards the end of the orchard. The wall was a dead end. He could not turn to any side. The moon hid behind the clouds, making even more frightened. He tried to see something, anything that would help him, but all he could see, was a velvety darkness. Then, as he slowly turned away from the wall, gathering the courage to make a dash towards the open gates, a bright horse came galloping towards him. Neighing wildly, and seeming uncontrolled, it ran like its tail was on fire. And striding it was a man, a man wearing the uniform of a watchman, and the shoes of a policeman. The boy did not want to look any higher, for he was extremely shaky. But he finally made up his mind, and looked up, to check for himself. What he saw made his skin crawl and his hair stand on end. He shrieked in horror, and blacked out, an instant later. The boy was never the same again.
<http://www.buzzle.com>

Create a list of emotions that the characters in the story might have

1. _____
2. _____
3. _____

VIII. On your notebook. Answer the following questions about the text.

<ul style="list-style-type: none">• Where did the boy go?• Why did he go?• What did he see?• What did he feel?• What was the man on the horse wearing?	<ul style="list-style-type: none">• A name for the story could be?• What is the story about?• Have you ever been in a situation like this?• What mood does the setting of this story create?• What is your mood about the story?
--	--

IX. How does these smurfs feel?



Tell whether the underlined adjective is positive, comparative, or superlative.

1. The saddest song I have ever heard is **Concrete Angel** by Martina McBride.
2. That movie is the most boring one I have ever seen.
3. La Llorona is more famous than Don Juan Manuel Legend.
4. Do you think good looking people are happier than uglier people?

X. Read the song fragment. Identify the comparative sentence and change them to superlative. Justin Bieber –Never say never / Christina Aguilera – Fighter/ You got to be-Desiree. You can use the complete song to practice listening or pronunciation.

Now he's bigger than me,
 Taller than me.
 And he's older than me,
 And stronger than me.
 And his arms a little bit longer than
 me.
 But he ain't on a JB song with me!

VIDEO

Tone & Mood Words

<http://www.youtube.com/watch?v=jDUhDV-72S0&feature=related>

Crepúsculo (Suspense)

<http://www.youtube.com/watch?v=NBiqEFDQtT4&feature=related>

Toy Story 3 Trailer (Horror Re-Cut)

<http://www.youtube.com/watch?v=ZMzqt7T-Ut8&feature=related>

The Lion King Trailer Recut (Horror)

<http://www.youtube.com/watch?v=RbBNqNaZVc8&feature=related>

Suspense: Complete

<http://www.youtube.com/watch?v=LjuZ4Srvbew>

http://woub.org/etseo/readwritetell/pdfs/5-7.3Mood_FeelingEmotionMood2.pdf

<http://mx.images.search.yahoo.com/>

Songs

<http://www.letras4u.com> ; *musica.com*; <http://lyrics4all.net>

“It Comes And It Goes” by Dido

Somedays I want love, somedays I don't
Sometimes I can feel it then suddenly it's gone
Some days I can tell you the truth, and somedays I just don't
Only a change of mood, sun goes down
Someone says something too quick or too soon
A touch not made, one made too late
Armies of words cannot hope to contain
That it comes and it goes, and I have no control

Somedays I can think clear, somedays I won't
Sometimes I can feel it and suddenly it's gone
Somedays I am strong and somedays my skin's broken and thin
It arrives when it feels, and takes what it needs
And it leaves before i get to know
It's only a step away, moments
Then armies of words cannot hope to contain

That it comes and it goes, and I can't make it hold
And there's nothing I own and it breaks me when it goes

Somedays I want love, somedays I don't
Sometimes I can feel it then suddenly it's gone
Some days I can tell you the truth, and somedays I just don't
Only a change of mood, drink comes out
Someone does something too quick or too soon
A move not made, one made too late
Armies of words cannot hope to contain

That it comes and it goes and I can't seem to hold
And there's nothing I won an it breaks me when it goes

NEVER SAY NEVER
JUSTIN BIEBER

See I never thought that I could walk
through fire.
I never thought that I could take the burn.
I never had the strength to take it higher,
Until I reached the point of no return.

And there's just no turning back,
When your hearts under attack,
Gonna give everything I have,
It's my destiny.

I will never say never! (I will fight)
I will fight till forever! (make it right)
Whenever you knock me down,
I will not stay on the ground.
Pick it up,
Pick it up,
Pick it up,
Pick it up up up,
And never say never.

I never thought I could feel this power.
I never thought that I could feel this free.
I'm strong enough to climb the highest
tower.
And I'm fast enough to run across the
sea.

And there's just no turning back,
When your hearts under attack,
Gonna give everything I have,
Cause this is my destiny.

I will never say never! (I will fight)
I will fight till forever! (make it right)
Whenever you knock me down,
I will not stay on the ground.
Pick it up,
Pick it up,
Pick it up,
Pick it up, up, up,
And never say never.

Here we go!
Guess who?
JSmith and Jb!
I gotcha lil bro

found on
I can handle him.
Hold up, aight?
I can handle him.

Now he's bigger than me,
Taller than me.
And he's older than me,
And stronger than me.
And his arms a little bit longer than me.
But he ain't on a JB song with me!

I be trying a chill
They be trying to side with the thrill.
No pun intended, was raised by the
power of Will.

Like Luke with the force, when push
comes to shove.
Like Cobe with the 4th, ice water with
blood.

I gotta be the best, and yes
We're the flyest.
Like David and Goliath,
I conquered the giant.
So now I got the world in my hand,
I was born from two stars
So the moon's where I land.

I will never say never! (I will fight)
I will fight till forever! (make it right)
Whenever you knock me down,
I will not stay on the ground.
Pick it up,
Pick it up,
Pick it up,
Pick it up, up, up,
And never say never.

I will never say never! (I will fight)
I will fight till forever! (make it right)
Whenever you knock me down,
I will not stay on the ground.
Pick it up,
Pick it up,
Pick it up,
Pick it up, up, up,
And never say never.

Source: musica.com

Christina Aguilera - Fighter lyrics

Well I thought I knew you, thinkin' that
you were true
Guess I, I couldn't trust called your bluff
time is up
'Cause I've had enough
You were there by my side, always down
for the ride
But your joy ride just came down in
flames cause your greed sold me out in
shame

After all of the stealing and cheating you
probably think that
I hold resentment for you
But uh uh, oh no, you're wrong
'Cause if it wasn't for all that you tried to
do, I wouldn't know
Just how capable I am to pull through
So I want to say thank you
Cause it

[Chorus]

'Cause it makes me that much stronger
Makes me work a little bit harder
It makes me that much wiser
So thanks for making me a fighter
Made me learn a little bit faster
Made my skin a little bit thicker
Makes me that much smarter
So thanks for making me a fighter

Never saw it coming, all of your
backstabbing
Just so you could cash in on a good thing
before I'd realize your game
I heard you're goin' round playin', the
victim now
But don't even begin feeling I'm the one
to blame
'Cause you dug your own grave
After all of the fights and the lies cause
you're wanting to haunt me
But that won't work anymore, no more,

It's over
'Cause if it wasn't for all of your torture
I wouldn't know how to be this way now
and never back down
So I want to say thank you
Cause it

[Chorus]

How could this man I thought I knew
Turn out to be unjust so cruel
Could only see the good in you
Pretended not to know the truth
You tried to hide your lies, disguise
yourself
Through living in denial
But in the end you'll see
You won't stop me

I am a fighter and I
I ain't goin' stop
There is no turning back
I've had enough

[Chorus]

You thought I would forget,
But I remember
'Cause I remember
I remember
You thought I would forget,
But I remember
'Cause I remember
I remember

<http://www.lettras4u.com>

Unit 2

Social Practice of the Language

Understand and write instructions

Environment

Academic and Educational

Specific Competency

Interpret and write instructions to perform a simple experiment

Product 1: Set of instructions album

I. Read the following experiment.

Weird Science Kids
fun cool exciting easy science experiments and
Educational Toys for kids

weirdsciencekids.com

In this awesome science demonstration we will take five bent toothpicks and make them magically form into a perfect star without touching them. In the process we will learn about capillary action. Your friends and family will be amazed as the toothpicks rotate into place right before their eyes.

Materials Toothpick Star:

- Five Wood Toothpicks
- Water
- Eye or Medicine Dropper

Watch The Toothpick Star Video weirdsciencekids.com (Fun Cool Exciting Science...)

Process for Toothpick Star.

- 1) Get five new dry wooden toothpicks.
- 2) Bend the toothpicks in the middle so they snap but are still attached by a little piece of wood fragment.
- 3) Arrange the toothpicks on a flat smooth surface so they are roughly in the form of a star. Make sure the pointed ends of each toothpick are pressed together as close as possible. There should be a small circle in the middle (see video and pictures for starting arrangement).
- 4) Add a small amount of water inside the medicine dropper.
- 5) Use the dropper to place about three drops of water in the center circle of your star formation.
- 6) Watch the toothpick star glide into place!!

The Science Behind the Toothpick Star

The toothpicks used in this demonstration are composed of dry wood. When we bend, break, and

crack the toothpicks in the middle, the wood fragments inside compress. Once we add water to the center circle of the star, capillary action causes the water to be absorbed into the toothpicks. The water moves inside the dry toothpick from the starting point of the crack or break and continues along the length to the pointed tips. The capillary action or water traveling inside the toothpick causes the toothpicks to glide as they straighten. The formation we used creates a neat looking star.

<http://weirdsciencekids.com/ToothpickStar.html>

II. Read the following experiment.

Weird Science Kids
fun cool exciting easy science experiments and
Educational Toys for kids

weirdsciencekids.com

In this science experiment we will make a paper helicopter. We will learn what makes our paper helicopter spin while creating a cool homemade science toy.

Materials

- Sheet of Paper 8-1/2 x 11 inches
- Scissors
- Ruler
- Pencil
- Two paper clips

Process to Make Paper Helicopter

- 1) Cut a piece of paper in a rectangle 3 x 5 inches.
- 2) Fold the paper in half the long way.
- 3) Use scissors to cut down the fold you made about 1/2 way.
- 4) Measure about 1/4 inch below the center cut and mark with a dot on both sides of the fold
- 5) From the edges on both sides cut 1/3 of the way toward the center fold (parallel to the dot you made 1/4 inch down).
- 6) Fold the tabs you made inward to meet the center fold.
- 7) Fold the top helicopter blades in opposite directions.
- 8) Attach a paperclip to the bottom.

Watch The Paper Helicopter Video weirdsciencekids.com (Fun Cool Exciting Science...)

The Science Behind the Paper Helicopter

The paper helicopter rotates like a helicopter, and the more paper clips you add, the faster the paper helicopter rotates. As the helicopter falls, air rushes out from under the wings in all directions (Bernoulli Effect). The air hits the body of the craft, causing it to rotate around a central point. Adding more paper clips increases the weight and reduces the air resistance but increases the amount of air hitting the paper helicopter wings. Congratulations you now know how to make a paper helicopter. Now show your friends!

Why does the paper helicopter spin? When the paper helicopter falls, air pushes up against the blades, bending them up just a little. When air pushes upward on the slanted blade, some of that thrust becomes a sideways, or horizontal, push.

Why doesn't the copter simply move sideways through the air? That's because there are two blades, each getting the same push, but in opposite directions. The two opposing thrusts work together to cause the toy to spin.

Next time you drop your copter, notice which direction it spins as it falls. Is it clockwise or counterclockwise? Now bend the blades in opposite directions-if blade A was bent toward you and blade B was bent away, bend B toward you and A away. Drop the copter again.

III. Read the following experiment

Make a Tornado in a Bottle

<http://www.sciencekids.co.nz/experiments/makeatornado.html>

18

Learn how to make a tornado in a bottle with this fun science experiment for kids. Using easy to find items such as dish washing liquid, water, glitter and a bottle you can make your own mini tornado that's a lot safer than one you might see on the weather channel. Follow the instructions and enjoy the cool

IV. Read the following experiment

Make an Egg Float in Salt Water

<http://www.sciencekids.co.nz/experiments/floatingeggs.html>

An egg sinks to the bottom if you drop it into a glass of ordinary drinking water but what happens if you add salt? The results are very interesting and can teach you some fun facts about density.



What you'll need:

- One egg
- Water
- Salt
- A tall drinking glass

Instructions:

1. Pour water into the glass until it is about half full.
2. Stir in lots of salt (about 6 tablespoons).
3. Carefully pour in plain water until the glass is nearly full (be careful to not disturb or mix the salty water with the plain water).
4. Gently lower the egg into the water and watch what happens.

What's happening?

Salt water is denser than ordinary tap water, the denser the liquid the easier it is for an object to float in it. When you lower the egg into the liquid it drops through the normal tap water until it reaches the salty water, at this point the water is dense enough for the egg to float. If you were careful when you added the tap water to the salt water, they will not have mixed, enabling the egg to amazingly float in the middle of the glass.

V. Read the following experiment

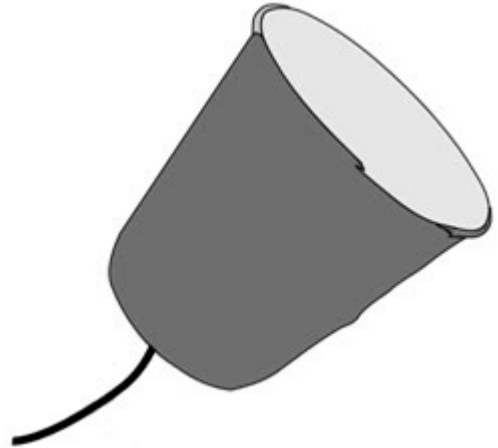
String Phone Project

<http://www.sciencekids.co.nz/projects/stringphone.html>

Make a String Telephone

What you'll need:

- 2 paper cups
- A sharp pencil or sewing needle to help poke holes
- String (kite string and fishing lines work well)



Instructions:

1. Cut a long piece of string, you can experiment with different lengths but perhaps 20 metres (66 feet) is a good place to start.
2. Poke a small hole in the bottom of each cup.
3. Thread the string through each cup and tie knots at each end to stop it pulling through the cup (alternatively you can use a paper clip, washer or similar small object to hold the string in place).
4. Move into position with you and a friend holding the cups at a distance that makes the string tight (making sure the string isn't touching anything else).
5. One person talks into the cup while the other puts the cup to their ear and listens, can you hear each other?

What's happening?

Speaking into the cup creates sound waves which are converted into vibrations at the bottom of the cup. The vibrations travel along the string and are converted back into sound waves at the other end so your friend can hear what you said. Sound travels through the air but it travels even better through solids such as your cup and string, allowing you to hear sounds that might be too far away when traveling through the air.

VI. Read the following experiment

Invisible Ink with Lemon Juice

<http://www.sciencekids.co.nz/experiments/invisibleink.html>

Making invisible ink is a lot of fun, you can pretend you are a secret agent as you keep all your secret codes and messages hidden from others. All you need is some basic household objects and the hidden power of lemon juice.

What you'll need:

- Half a lemon
- Water
- Spoon
- Bowl
- Cotton bud
- White paper
- Lamp or other light bulb



Instructions:

1. Squeeze some lemon juice into the bowl and add a few drops of water.
2. Mix the water and lemon juice with the spoon.
3. Dip the cotton bud into the mixture and write a message onto the white paper.
4. Wait for the juice to dry so it becomes completely invisible.
5. When you are ready to read your secret message or show it to someone else, heat the paper by holding it close to a light bulb.



What's happening?

Lemon juice is an organic substance that oxidizes and turns brown when heated. Diluting the lemon juice in water makes it very hard to notice when you apply it the paper, no one will be aware of its presence until it is heated and the secret message is revealed. Other substances which work in the same way include orange juice, honey, milk, onion juice, vinegar and wine. Invisible ink can also be made using chemical reactions or by viewing certain liquids under ultraviolet (UV) light.

Name _____ 3° Grade. Group _____

1. Write the correct word under the picture

Lemon, water, spoon, bowl, cotton bud, white paper, light bulb, lamp, water drop, lemon juice, mixture, message, someone



Name _____ Grade. Group _____

2. Find the verbs below in the crossword search and highlight them all

K M T F T U D L O H Y O S
 G W W A I T M E G L K D L
 V R N Y E Z E E U Q S A T
 W I L L E T N R U T E E A
 U T I P M W B E U E A R G
 T E S P Q W M Z A J W Y R
 H Z X A F D S I D M D I Z
 E K I K I C U D D D P E W
 A O S L Y S Z I Y D X C T
 T N U Q X K H X Z R P I A
 B T C D I P F O O Y J T E
 E F M A K E E N W M S O H
 H M I X C X R L C I Q N W

3. Look in a dictionary for the meaning of the verbs

add	mix
apply	notice
dilute	oxidize
dip	read
dry	show
heat	squeeze
heat	turn
hold	wait
make	write

Name _____ 3° Grade. Group _____

ORDINAL NUMBERS:

4. complete the chart

	Print the Ordinal Number Names	Name _____
first	_____	
second	_____	
third	_____	
fourth	_____	
fifth	_____	
sixth	_____	
seventh	_____	
eighth	_____	
ninth	_____	
tenth	_____	

Name _____ 3° Grade. Group _____

ORDINAL NUMBERS:

5. complete the chart

	Print the ordinal names beside the ordinal numbers.	Name _____
1st	_____	
2nd	_____	
3rd	_____	
4th	_____	
5th	_____	
6th	_____	
7th	_____	
8th	_____	
9th	_____	
10th	_____	

Name _____ 3° Grade. Group _____

ADVERBS OF SEQUENCE:

6. Read the invisible ink experiment and put the instructions in the correct sequence.

- First, then, next, after that, finally

_____ Wait for the juice to dry, the message becomes invisible.

_____ Mix the water and lemon juice with the spoon.

_____ Squeeze some lemon juice into the bowl...

_____ Heat the paper with a light bulb, so you can read the message.

_____ Dip the cotton bud into the mixture and write the message.

READING: POTATO POWER (Potato Battery-video YouTube)

The experiment I would be doing today is called “potato power” I’m gonna take these two potatoes to power this one calculator. As you see, this calculator has no batteries in it. The materials you will need today would be:

- Two potatoes
- Two galvanized nails
- Two pennies and
- Three wires

Here are the step by step directions:

Take a penny and pocket into the potato. Do that one, both potatoes. Then take a galvanized nail and pocket into both potatoes. Then take a wire and connect it from a galvanized nail and one potato to a penny in the other. Then put the calculator over and take a wire and connect it from the penny and one to a battery turned off in the calculator. Do that, in the other side too.

When you put it over, it show work. We're learning from this experiment is that when you, when you take the zinc from a galvanized nail and the copper from a penny, it makes a chemical reaction. It takes a chemical reaction to make electrons flow and that's how the calculator works.

Name _____ 3° Grade. Group _____

1. Watch the video "Potato battery" and order the step by step directions the kid tells.

- First, second, third, fourth, fifth

_____ Then put the calculator over and take a wire and connect it from the penny and one to a battery turned off in the calculator. Do that in the other side too.

_____ When you put it over. It should work.

_____ Take a penny and pocket it into the potato. Do that one both potatoes.

_____ Then take a wire and connect it from a galvanized nail of one potato to a penny in the other.

_____ Then take a galvanized nail and pocket into both potatoes.

How a flower grows.

1. Number the sentences below according to the right sequence. (1°, 2°, 3°...)

_____ Next a plant grows. It needs water and light.

_____ After that bees come to the flower and the flower makes new seeds.

_____ Finally, new plants, flowers and seeds grow again.

_____ The seeds fall to the ground again and the wind takes the seeds to new soil.

_____ First, seeds fall to the ground and their roots grow into the soil.

_____ Then, a flower grows.

2. Draw pictures to describe the order a flower grows.

1°



2°



3°



4°



5°



6°



Unit 2

Social Practice of the Language

Interpret and express information published in various media

Environment

Familiar and community

Specific Competency

Share emotions and reactions caused by a TV program

Product 2: Oral presentation

I. Look at the pictures and read the emotions. If you have doubts ask a peer or your teacher.



II. Read the sentences and highlight the feelings or emotions in each sentence. Make sure you understand each.

Feelings and Emotions vocabulary

1. Every morning, Sam is so enthusiastic to begin his day that he jumps out of bed and begins to sing.
2. His mother became worried when she didn't hear from him for two days.
3. David is quite shy so he doesn't like talking to people he doesn't know.
4. A year after being fired from his job, Alan is still very bitter. He has a lot of resentment towards his former boss.
5. Even though I am accustomed to traveling for business, I still get homesick if I am away from my home for more than a week.
6. Katie feels threatened every time her boyfriend talks to another girl. She thinks that every girl wants to steal him.
7. In the U.S., Thanksgiving is a holiday in which people give thanks for the blessings they have. Before the Thanksgiving meal, family members will say what they are thankful for.
8. I am absolutely furious!! I cannot believe that my dog chewed my favorite shoes. Now they're ruined!
9. Cats are so curious that they often get into trouble. Once, my cat fell into the bath tub because she wanted to know what was inside!
10. When Dave found out that the plumber charged him double the normal amount to fix his toilet, he felt cheated.
11. After his grandmother passed away, Ken was so grief-stricken he couldn't get out of bed.
12. When Emily has a lot of work to do and feels stressed, she becomes very tense and cannot relax.
13. Our friend Lily makes us feel left out when she has a party but doesn't invite us.
14. Even in hard times when I don't have a lot of money, I stay hopeful and believe that next month will be better.
15. My aunts enjoy inviting me to their romance book club. I always feel trapped because I don't want to hurt their feelings by saying no, but I also don't want to go and listen to sixty-year old women talk about romance.
16. As a teenager, Alexandra liked to be rebellious and defy her parents. She used to sneak out of the house after her parents fell asleep to go to parties.
17. When I see that puzzled look on your face, I know that you didn't understand my question.
18. Mr. and Mrs. Porter are very cautious about answering their door. If they are not expecting a visitor, they won't open the door.
19. Wow! I'm really impressed that Ashley can speak 7 languages, whereas I only speak one!
20. Ugh! I don't have anything to do. I'm so bored!!
21. It's difficult to not become discouraged while looking for a job, especially when you hand out your resume to employers and no one calls you.
22. After Kylie had her heart broken by her ex-boyfriend, she felt so down and blue. I tried to cheer her up, but she just wants to be sad for awhile.

23. In many countries, American-style business tactics are perceived as too aggressive. American businessmen don't want to waste time talking about anything that doesn't pertain to business. In Asia, for example, a slower, more personal approach to doing business is preferred.
24. Affectionate children always want to be held in their parents' arms and receive lots of hugs and kisses.
25. He felt invincible and was sure that nobody would beat him.
26. When I found out that Santa Claus wasn't real, I was so disappointed that all of the presents really came from my parents and not the North Pole.
27. Craig felt uncertain as to whether he should accept the attractive job offer or keep his current, less glamorous job. He just wasn't sure what to do.
28. Grandpa was very proud of me when I got a promotion at work. He took me out to dinner to celebrate.
29. When Eve handed Adam a shiny, red apple, he felt tempted to taste the delicious-looking fruit.
30. Kelly is so indecisive that she couldn't make a decision if her life depended on it!
31. I'm a little doubtful about whether to get married or not.
32. The cowardly dog refused to leave his hiding spot underneath the bed to help his owner investigate the strange sound outside.
33. We are delighted that you will be coming to visit us. It will be so nice to have you here.
34. The actors were humiliated by the newspaper critic's review of their new movie. The respected critic said the film was as pleasant as week-old garbage rotting in the sun.
35. After waiting in line for an hour at the bank, the woman grew impatient and left.
36. Ebenezer Scrooge was a stingy old miser who never shared his wealth with anyone.
37. The stubborn employee refused to accept that he made a mistake. He kept insisting that he wasn't wrong.
38. Patrick felt quite awkward going to his ex-girlfriend's wedding. He thought maybe shouldn't go since it could be uncomfortable to see her again.
39. My mother came home exhausted after working a 12-hour shift at the hospital. She went straight to bed.
40. Carrie didn't feel satisfied with the report she wrote. It needed to be perfect to present it to her boss, and it was still missing quite a few details.
41. Her husband is so moody that she never knows if he will be happy or angry when she gets home from work.
42. I am anxious to hear back about the job interview I had on Friday. I hope I get the job!
43. After his wife left him, he was so miserable that he stopped shaving, gained 20 kilos, and didn't leave the house for weeks at a time.
44. It's said that children without siblings grow up to be selfish adults because they never learn to share with others.
45. They were shocked to learn that their beloved neighbor, Miss Ann, had stolen their car. She was such a sweet, 90-year old lady.
46. Jamie was in a bar with his friends one night when he saw a beautiful girl. He felt confident that night so he went to go talk to her. Unfortunately, he returned to his friends within minutes feeling rejected after she refused to talk to him. Poor Jamie.

47. Walking to the bank to deposit money makes me very uneasy. I'm always scared someone is going to rob me.
48. Nothing makes me more upset than when I fail my exams. I feel depressed the rest of the day.
49. Many times, co-workers feel burdened with the task of covering the mistakes of their irresponsible colleagues.
50. In case of an emergency, stay calm and move toward the exits.
51. Once, I got a horrible haircut that left me looking I got electrocuted. For months, I felt self-conscious about going outside my house. I swear everyone was laughing at me.
52. I don't feel energetic right now, in fact I feel quite lazy and I don't want to do anything.
53. Maggie is a fearless friend of mine. She will try anything once, no matter how dangerous the activity is.
54. Although the storm destroyed many of the buildings along the shore, we feel fortunate that our house didn't suffer any damage.
55. I'm concerned about Gregory. He has been very withdrawn from the rest of the world ever since he lost his job.
56. Allison broke up with her boyfriend because of his jealous behavior. He never let her talk to other men and always screened her calls.


1. Write the emotions under each picture.



Name _____

3° Grade. Group _____

1. Write the emotions under each picture.



NAME _____ 3° Grade Group _____

2. Choose the correct feeling or emotion to complete the sentences.

1. My brother was very _____ when the thief broke into our house last night.
a. Delighted b. stubborn c. scared
2. Krista has not seen her family for three years and so she feels very _____ at the moment.
a. Clumsy b. homesick c. curious
3. Adam is very _____. He is always breaking something.
a. Clumsy b. jealous c. mean
4. We were all _____ when they announced that the president had died.
a. Guilty b. shocked c. bitter
5. I was _____ that you didn't come to my party last weekend.
a. Eager b. restless c. disappointed
6. My parents were very _____ when I won an award at university.
a. Proud b. awkward c. lazy
7. After driving for ten hours the bus driver was _____ and needed a good sleep.
a. Grief-stricken b. energetic c. exhausted
8. He bought himself a dog so that we wouldn't feel so _____!
a. Lonely b. tired c. embarrassed
9. The children were very _____ and so were sent to bed without dinner.
a. Mischievous b. fearless c. affectionate
10. Despite all the interviews he could not obtain a job. He started to feel _____.
a. Grateful b. honored c. rejected
11. Initially, my mother is very _____ when she meets new people.
a. Spiteful b. hostile c. shy
12. The secretary had so much work to do that she felt _____.
a. Overwhelmed b. bored c. rebellious
13. Don't panic! Our dog is very _____. It just wants to make friends.
a. Aggressive b. affectionate c. impressed
14. I feel _____. I want to help my friend but I don't know what to do for him.
a. Surprised b. frustrated c. peaceful
15. He always lies. So I am very _____ of anything he says.
a. Distrustful b. thrilled c. honored

16. My friend felt very _____ when I told him we were going to dive with sharks.
a. Relieved b. unlucky c. frightened
17. The student had studied for the exam but he still felt very _____.
a. Tense b. alive c. detached
18. We should all feel _____ for the friend we have in our life.
a. Self-conscious b. thankful c. left out
19. He always wants to do better than his big brother. He has a very _____ nature.
a. Competitive b. restrained c. disgusted
20. Lately, she has been very _____ and doesn't like to wait for people.
a. Defeated b. blue c. impatient

Name: _____ 3° Grade (Group) _____

Listening comprehension exercise.

I. Watch Oprah's video and write the words she mentions expressing her emotions. (You Tube. Oprah Winfrey's advice to younger self)

Corrections

1. _____	_____
2. _____	_____
3. _____	_____
4. _____	_____
5. _____	_____
6. _____	_____

II. Answer the following questions

1. What was the reaction of the TV presenters when they heard Oprah's letter?
2. What was your reaction? How did you feel when you hear Oprah's letter
3. How does Oprah describes herself?
4. How can you describe yourself? What are you like?

I. Watch and listen to the Destiny's Child song and underline the emotions you find. (You Tube. Destiny's Child – Emotion)

Destiny's Child - Emotions LYRICS

It's over and done
but the heartache lives on inside
And who's the one you're clinging to
instead of me tonight?

And where are you now, now that I need you?
Tears on my pillow wherever you go
I'll cry me a river that leads to your ocean
You never see me fall apart

In the words of a broken heart
it's just emotion taking me over
Caught up in sorrow
lost in the song
but if you don't come back
Come home to me, darling
don't you know there's nobody left in this world to hold me tight
nobody left in this world to kiss goodnight
Goodnight, goodnight

I'm there at your side,
I'm part of all the things you are
But you've got a part of someone else
You've got to find your shining star

And where are you now, now that I need you?
Tears on my pillow wherever you go
I'll cry me a river that leads to your ocean
You never see me fall apart

In the words of a broken heart
it's just emotion taking me over
Caught up in sorrow
lost in the song
but if you don't come back
Come home to me, darling
don't you know there's nobody left in this world to hold me tight
nobody left in this world to kiss goodnight
Goodnight, goodnight

And where are you now, now that I need you?
Tears on my pillow wherever you go
I'll cry me a river that leads to your ocean

You never see me fall apart

In the words of a broken heart
it's just emotion taking me over
Caught up in sorrow
lost in the song
but if you don't come back
Come home to me, darling
don't you know there's nobody left in this world to hold me tight
nobody left in this world to kiss goodnight
Goodnight, goodnight

1. Read what people think or comment on the net about Destiny's song.

Examples of comments:

[@jazzrich10](#) I know right?!! Lol

[statuesque27](#) hace 1 mes

man everytime i see this video or hear this song i cry but i love it!!!! i miss destiny's child

[Only1Roncoa](#) hace 1 mes

This video is talking about what people are feeling, and what's really going on.

[bgrass276](#) hace 1 mes

Debra wilson

[hanjiney](#) hace 1 mes

This song is to depressing

[imsospecial14](#) hace 2 meses

Does beyonce have to walk like that in this video??!!! Lmao ! Love u Beyonce

[jazzrich10](#) hace 3 meses

michelle's part is always sad

[raeven1212](#) hace 3 meses

Awww so sad i wish they still were a group...lol at beyonce

[ceciqueen88](#) hace 4 meses

2. In teams comment with your partners about the song and the singer.